



AQUA SPEAKER

BLUETOOTH® SPLASHPROOF SPEAKER










ENGLISH

MANUAL (ENGLISH)

Charging the Bluetooth Speaker

- Please make sure battery is fully charged before initial use.
- To charge your Xtreme Aqua Bluetooth Speaker, connect the supplied Micro USB cable into the Micro-USB charging port and connect the other end to a USB power outlet (5V adaptor not included). LED indicator will illuminate RED to indicate that the speaker is charging.
- Allow approximately 3-4 hours charging time to fully charge the earpiece. When the battery charging is complete, the LED will turn OFF to indicate that the speaker is fully charged.

Operating the Bluetooth Speaker

1. Turn the Bluetooth Speaker ON by pushing the power button . The speaker will state "Bluetooth Mode"
2. Enable Bluetooth search mode on your smartphone and select pairing name "Aqua Speaker" on your Bluetooth device list. Once the speaker has successfully connected, a chime will sound and the LED will remain solid blue.
3. To change to the previous track, short press the . To lower volume, short press the  Button.
4. To change to the next track, long press the . To raise volume, long press the  Button.
5. To answer or ignore calls, short press the call button .
6. To Power down the speaker, long press the power button.  The chime will sound to notify that the speaker is off and the LED will turn off.

ONE YEAR WARRANTY

Xtreme warrants its products for ONE YEAR against defects in manufacturing under regular consumer use with original receipt of retail purchase.

We believe in our products and want to provide you with a replacement, if needed, but we have to know about the problem while the product is still under warranty. If you discover a defect covered by this warranty, please contact us about receiving a replacement. In order to use the products warranty the customer must provide proof of the retailers receipt.

**Any customers outside of the U.S. will be responsible for shipping and handling charges if a replacement is required that is not due to a manufacturing defect.*

Xtreme's warranty is limited to our products only. Our warranty does not cover the replacement or repair cost of any third-party accessory, electronic device or personal property.

For instructions about how to obtain warranty service for your product, please contact Customer Service at **customerservice@xtremecables.com**

Package Contents:

Aqua Speaker with built-in suction
Micro USB
Manual

Safety and Care Instructions:

- Do not attempt to disassemble the unit.
- Repairs to electrical equipment should only be performed by a qualified service person. Improper repairs may place user at risk and void warranty.
- Do not puncture or harm the exterior surface of the product in any way.
- Do not drop or let the unit fall from high places, as doing so may damage the device.
- Do not use this unit for anything other than its intended user or purpose. Doing so may damage the device and void warranty.
- This product is not a toy. Keep out of reach of children.
- Do not expose batteries or battery pack to excessive heat or open flame.
- Do not expose the unit to extremely high or low temperatures as this will shorten the life of the device, destroy the battery, and /or distort certain parts.
- Do not use abrasive cleaning solvents to clean the unit.
In order to prolong battery life, turn off when not in use.